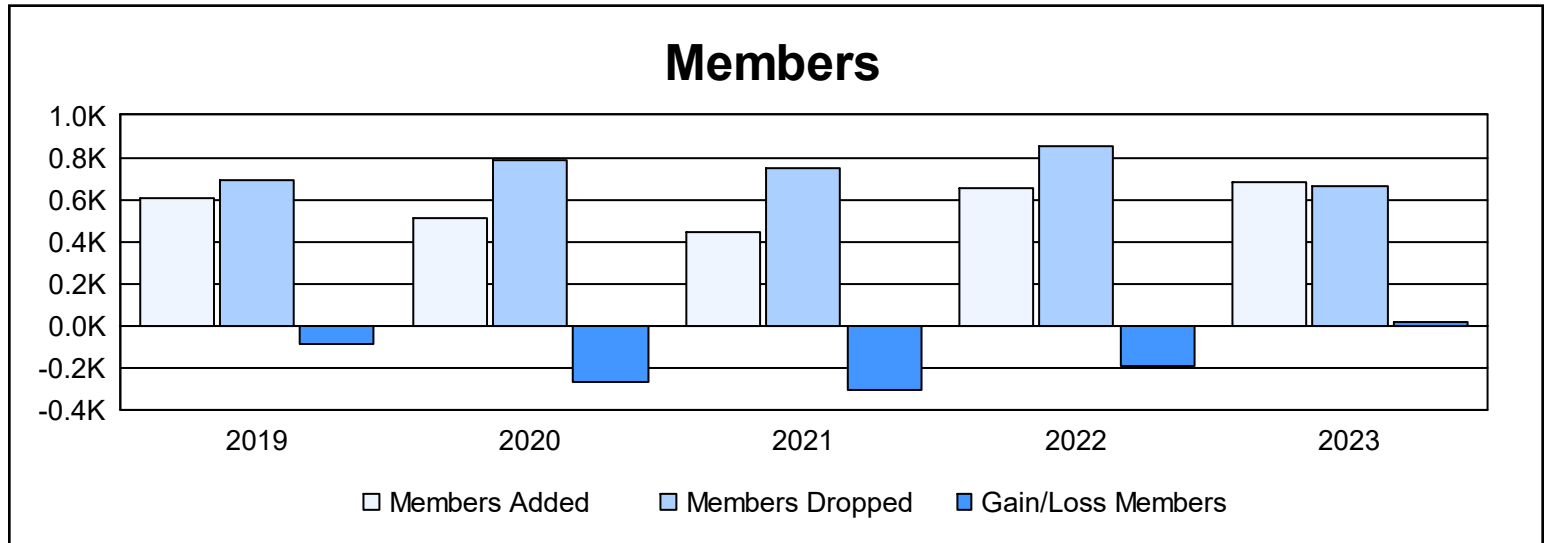
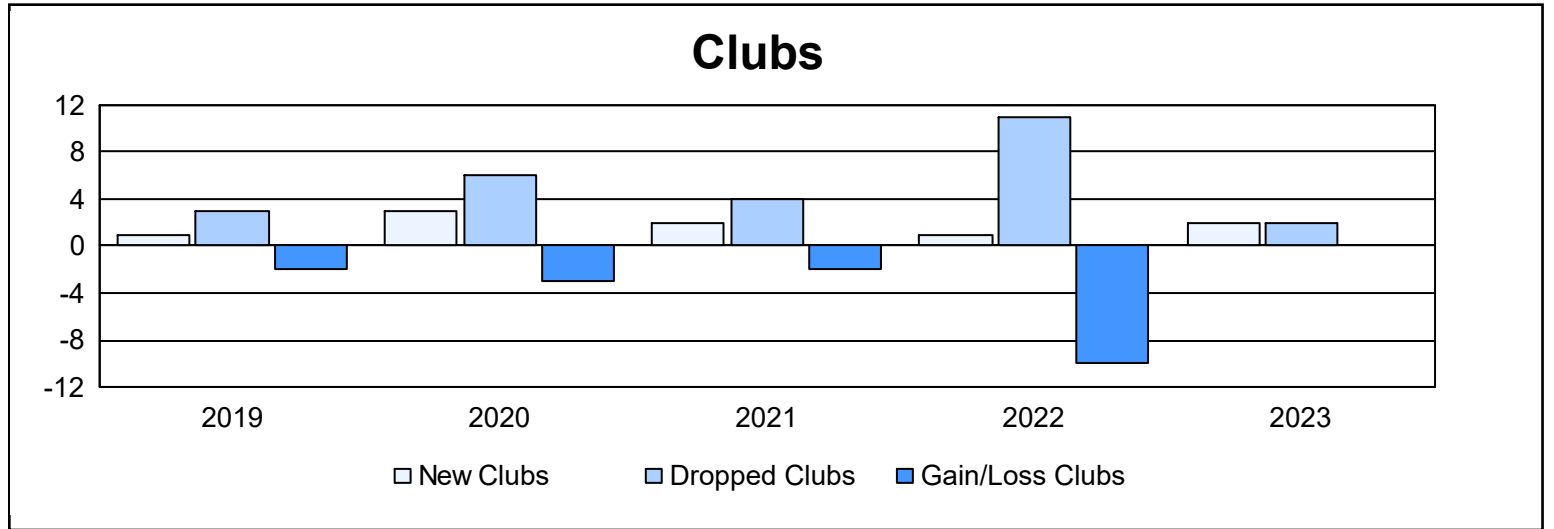


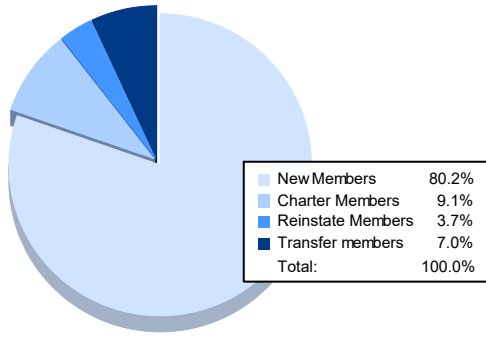
**Multiple District 22**

As of June 2023 Cumulative

Year	New Clubs	Dropped Clubs	Gain/ Loss Clubs	New Members	Charter Members	Reinstate Members	Transfer Members	Total Member Added	Total Members Dropped	Gain/ Loss Members
2018-2019	1	3	-2	514	27	30	37	608	695	-87
2019-2020	3	6	-3	359	87	20	49	515	783	-268
2020-2021	2	4	-2	288	92	33	27	440	746	-306
2021-2022	1	11	-10	546	31	45	34	656	851	-195
2022-2023	2	2	0	548	62	25	48	683	664	19
<b>Average</b>	<b>2</b>	<b>5</b>	<b>-3</b>	<b>451</b>	<b>60</b>	<b>31</b>	<b>39</b>	<b>580</b>	<b>748</b>	<b>-167</b>



### Membership Composition June 2023 Cumulative



### Gender Composition June 2023 Cumulative

